

CASPA Application Walkthrough

February 2026

For the 2026-2027 cycle



A Little About Me

Name: Katie Haber

Undergrad: University of Florida, Bachelor of Health Science

Undergrad Involvement: PPAA (duh), PSO, Emerging Pathogens Research, Fit for All, GMT Mission Trip, Kids Count

Patient Care Experience: UF Shands PCA Unit 94IMC, Dermatology MA during my gap year on a mobile clinic

Schools Applied To: 12

Submitted CASPA: May 17th 2024

CASPA Verified: May 24th 2024

First Interview: July 11th 2024

Started UF PA School: June 2025



First of all...

BE EXCITED!!!!

Yes, this is a scary process. Yes, a lot of hard work and dedication have gone into this. But at the same time, filling out a CASPA application is an opportunity to have gratitude and look back on all the AMAZING things that you have done as students!!! By showing up today you are taking the first step in the right direction and that is something to be PROUD of!!!!

And now... a disclaimer

Please remember to do your own research! CASPA is constantly changing and evolving, and this presentation is meant to be a resource, not a complete how-to.

[CASPA® for PA Programs | PAEA](#)

This link above will give resources, timelines, and more information regarding CASPA

CASPA Information:

Email: support@caspa.myliaison.com

Phone number: 617-612-2080

Hours of operation: Monday - Friday 9 AM - 5 PM



CASPA Fee Waivers

CASPA provides fee waivers on a **first-come, first-serve** basis to applicants with financial need.

A fee waiver will cover the cost of the first two program applications (roughly \$245)

Qualifications:

1. Filed a recent US Federal Tax Return
2. Adjusted gross income that falls below designed “low income” threshold

A fee waiver must be requested **before** the application is submitted. Once approved, you must submit your application within **14 days**

CASPA Application Fees

\$184 for the first program you apply to

\$61 for each additional program you apply to

Number of Programs	CASPA Cost
3	\$306
5	\$428
7	\$550
9	\$672
12	\$855

These totals do not include supplemental application fees, test score fees, or transcript fees (so be prepared for those as well)

When to Apply

Main CASPA Window

CASPA opens **April 30th, 2026***

CASPA closes April 1st, 2027

Best Time

Most schools review applications when they come in, so the earlier the better

Goal: Have your CASPA submitted by early June

Some schools may have earlier deadlines, for instance, UF has a deadline of August 1st, 2026. As a result, make sure to individually check each schools deadlines so you don't miss them!

Create an account


Welcome to CASPA


CASPA is a service of the PA Education Association (PAEA), the only national organization representing physician assistant (PA) educational programs since 2001. CASPA simplifies the PA school application process by allowing you to apply to multiple programs with only one application.

Visit the [Applicant Help Center](#) for a list of the 2025 – 2026 participating programs.

This is the beginning of your journey toward a fulfilling and respected career as a health care provider. The PA profession is one of the fastest growing health care careers nationwide and was ranked the second best health care job and fifth best job of 2024 by U.S. News & World Report.

Sign in with your username and password below. First time here? Select Create an Account to get started.

 Username

 Password

Sign In

Create an Account

[Forgot your username or password?](#)

[Reapplying to CASPA?](#)

You can create a CASPA account whenever, even if not applying this cycle

Lots of information can get carried over cycle to cycle, so it may help to get some information in earlier

Some people recommend to make a new email to not lose important information in your junk or spam

Carrying over Information

Will get carried over

- All demographics
- Colleges attended
- Coursework if verified
- Experiences
- Achievements

Will NOT get carried over

- Letters of recommendation
- Essays
- Program specific supplementals

I have had friends in the past who had issues with their information carrying over, so make sure you have it saved elsewhere, just in case

Allow up to 24 hours for the information to be copied over (it may not require this)

Add Programs

- You must select **at least one PA program** to apply to, or else you cannot access the application
- You do not have to apply to every single program you add. You can remove or add at any point in time

CASPA ? [Sign Out](#)

[Back to Extended Profile](#) **Add Programs**

Select at least one program to start your application. You can add additional programs from the Add Program List at any time. CASPA applicants apply to an average of 8 PA programs.

Use the search filters below to locate programs by **Organization Name**, **Start Term**, **Deadline**, and **State**.

Some organizations may only allow you to apply to one program. If you select two, you will be asked to choose one. [Show Less](#)

[Find Program](#) | [View Selected Programs](#) [Filters](#) [Enter Invitation Code](#)

Showing results for: Available Programs

Add	Program Name	Level	State	Start Term	Delivery	Deadline ?	Deadline Definition	Start Month
ALVERNIA UNIVERSITY								
+	Alvernia University Physician Associate	Masters	PA	Fall	On Campus	04/01/2026	Green: Applicatio...	August
ASHLAND UNIVERSITY								

[Continue](#)
or press ESC key to continue [Chat](#)

My Application


This dashboard is your application home providing access to each part of the application you need to complete and a high level overview of your progress.

Latest Notifications

3 Welcome back to the CASPA application! (save this email!) Today

[View My Notifications](#)

Personal Information



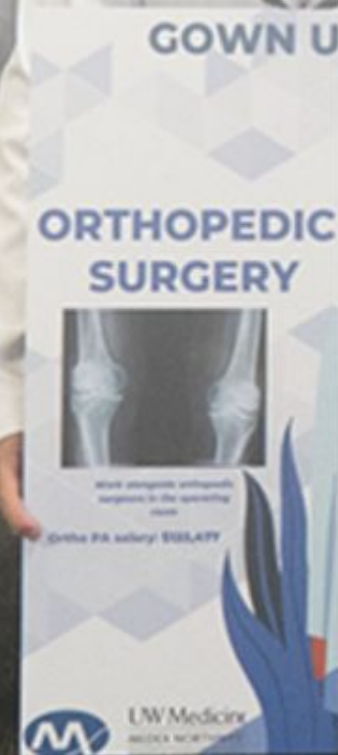
Academic History



Supporting Information



Program Materials



Personal Information

Included in this section:

- Release statement
- Biographic information
- Contact information
- Race and ethnicity
- Family information
- Environmental factors
- Other information
- Military history

Your Legal Name

To make changes to your name, go to the [Profile Section](#)

Legal First Name

Middle Name

Last or Family Name

Suffix (Jr., Sr., III, etc.)

Former Name

* Do you have any materials under a former legal name?

Yes No

In what state did you spend the majority of your life from birth to age eighteen?

In what county did you spend the majority of your life from birth to age eighteen?

In what city did you spend the majority of your life from birth to age eighteen?

What is the type of geographic area where you were raised?

Description of Childhood Residency

0 word 0/250

Do you feel that the area where you grew up was medically underserved?

Academic History

Included in this section:

- High schools attended
- Colleges attended
- Transcript entry
- Standardized tests

List all post-secondary institutions, including matriculation to any health profession, such as:

- Physician Assistant or Physician Associate programs
- Medical schools, including MD, DO, and foreign medical schools
- Other health professions, including but not limited to dentistry, physical therapy, occupational therapy, chiropractic, podiatry, etc.

Additionally, report all institutions, regardless of:

- Their relevance to the programs you're applying to, and
- Whether the coursework completed they transferred to another institution.

Finally, report each institution only once, regardless of the number of degrees earned or gaps in the dates of attendance. Visit the [Applicant Help Center](#) for more information.

Once you submit your application, you cannot edit previously entered colleges and universities, but you can add new colleges and universities.

[Add a College or University](#)

TOEFL

[Add Test Score](#)

MCAT

[Add Test Score](#)

GRE

[Add Test Score](#)

[+ Add a Standardized Test](#)

Make sure if a school requires a specific test, that you did it and added it!!

Standardized Test Requirements

- **UF:** Requires the GRE and CASPER
- **FSU:** Requires the GRE and CASPER
- **USF:** Requires the GRE
- **South University:** Requires the GRE
- **FIU:** Requires the PA-CAT
- **Nova:** Requires the GRE

idk i just have
this crazy faith
that everything
is gonna work
out for me

On GRE test day, they will allow you the opportunity to send 4 for free, so do your research beforehand

*All of these are possible to change, so ensure to keep checking with school websites

Transcript Entry

CASPA transcript entry must match your official transcript **EXACTLY**

- If there is a error, this may cause a delay in your CASPA to get verified
- Include repeats, withdrawals, labs
- IB, AP, CLEP credit must be entered under your first year you attended the college, with CR as the grade

Copy exactly as shown on the transcript- same abbreviations, same punctuation

- Ex: Art Apprec Div & Glob

CASPA makes you assign a subject to each course, so use your best judgement on where it falls

- [CASPA Course Subjects](#) can help with this

Freshman	Semester	Spring 2021:	Completed	✓ Verified	
ARH2000	Art Apprec Div & Glob		Art History	Not Applicable	3.0
STA2023	Intro to Statistics 1		Statistics	Not Applicable	3.0
CHM2046	Gen Chem & Qual Analysis		Chemistry	Not Applicable	3.0
CHM2046L	Gen Chem & Qual Analysis Lab		Chemistry	Not Applicable	1.0
MDU4003	Intro Profession Med		Medicine	Not Applicable	3.0
HSC3102	Personal Family Hlth		Personal Health	Not Applicable	3.0

Biology/Zoology

Science GPA

- Anatomy
- Anatomy & Physiology
- Bacteriology
- Biodiversity
- Biology
- Biomedical Science
- Biophysics
- Botany
- Cellular Biology
- Cellular & Molecular Biology
- Cellular Physiology

Behavioral Sciences

Non-Science GPA

- Abnormal Psychology
- Adolescent Psychology
- African American Studies
- Anthropology
- Asian American Studies
- Behavioral Sciences
- Biological Psychology
- Brain and Behavior
- Child Psychology
- Cognitive Psychology
- Cognitive Science
- Community Health

ACADEMIC HISTORY CONTINUED

CALCULATED GPA				
Title	Type	Quality Points	Graded Hours	GPA Score
BCP Totals	Subject	139.80		
Biochemistry	Subject	16.00		
Biology/Zoology	Subject	72.00		
Inorganic Chemistry	Subject	25.10		
Physics	Subject	0.00		
Organic Chemistry	Subject	26.70		
Other Sciences	Subject	193.20		
Mathematics	Subject	12.00		
English	Subject	24.00		
Behavioral Sciences	Subject	60.00		
Other Non-Science	Subject	72.00		
Freshman	Year	121.10		
Sophomore	Year	127.90		
Junior	Year	152.00		
Senior	Year	100.00		
Baccalaureate	Year	501.00		
Post-Baccalaureate	Year	0.00		
Cumulative Undergraduate	Year	501.00		
Graduate	Year	0.00		
Overall	Year	501.00		
Freshman Science	Year	37.10		
Sophomore Science	Year	91.90		
Junior Science	Year	128.00		
Senior Science	Year	76.00		
Baccalaureate Science	Year	333.00		
Post-Baccalaureate Science	Year	0.00		
Cumulative Undergraduate Science	Year	333.00		
Graduate Science	Year	0.00		
Overall Science	Year	333.00		
Freshman Non-Science	Year	84.00		
Sophomore Non-Science	Year	36.00		
Junior Non-Science	Year	24.00		
Senior Non-Science	Year	24.00		
Baccalaureate Non-Science	Year	168.00		
Post-Baccalaureate Non-Science	Year	0.00		
Cumulative Undergraduate Non-Science	Year	168.00		
Graduate Non-Science	Year	0.00		
Overall Non-Science	Year	168.00		

Requesting UF Transcript

- UF uses National Student Clearinghouse for official transcripts
 - From [one.UF](#), you can hit transcripts → Order a transcript → Order my official transcript

Helpful Resources

[Order an official transcript](#)


Print-friendly unofficial transcript

[Florida Shines PDF](#) 

[Frequently Asked Questions](#) 

Contact your college for assistance.

[VIEW LIST](#)


Before you place your order, review your [unofficial transcript](#)  to verify that your most recent grades, grade changes, degree remarks, etc. are posted.

Transcripts [FAQ](#) 



View My Unofficial
Transcript

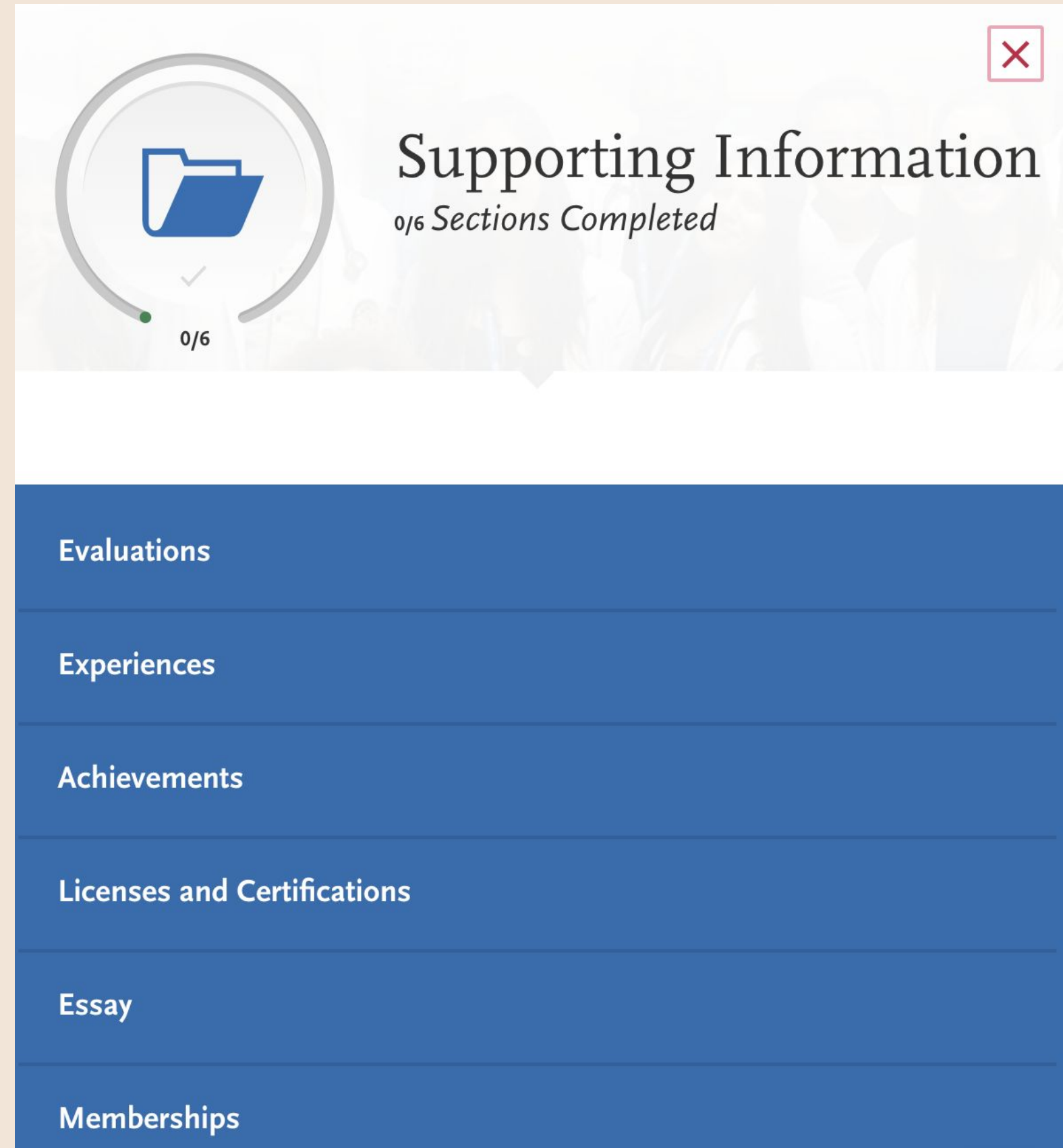


Order My Official
Transcript 

Supporting Information

Included in this section:

- Evaluations
- Experiences
- Achievements
- Licenses and Certifications
- Essay
- Memberships

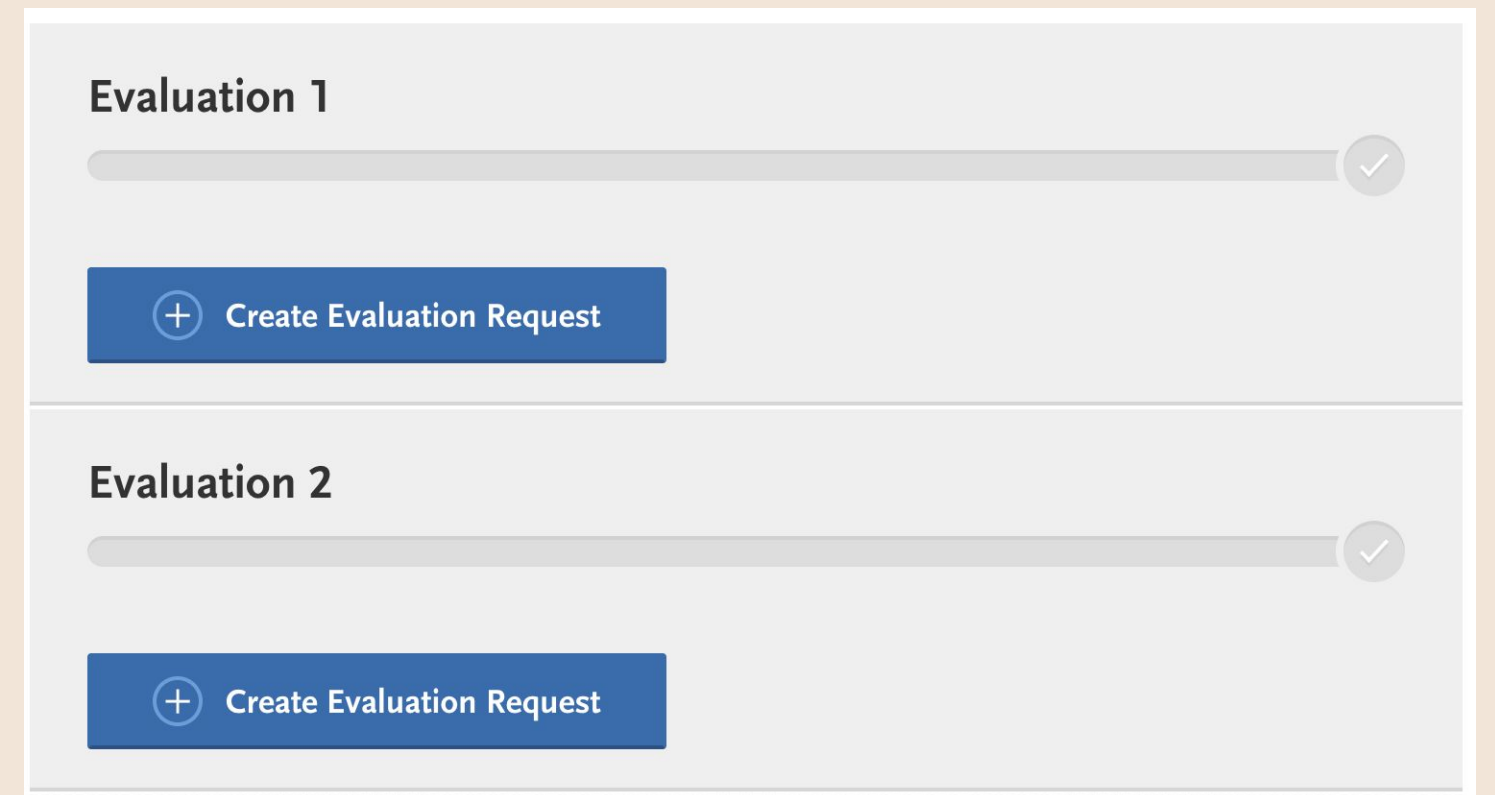


Supporting Information
0/6 Sections Completed

- Evaluations
- Experiences
- Achievements
- Licenses and Certifications
- Essay
- Memberships

Evaluations/Letters of Rec

- You must have a **minimum of 2 requested evaluations** in order to submit your application
- You may submit a **maximum of 5** different LORs
- Once a reference has been completed on CASPA, it cannot be edited or removed
- For each LOR, make sure you **waive your rights to read the letter** .
 - If they send you the letter individually to read after, that is fine :)



The screenshot displays two evaluation request cards. Each card has a title, a progress bar, and a button. The first card is titled 'Evaluation 1' and the second is 'Evaluation 2'. Both progress bars are filled to the right and end with a checkmark icon, indicating completion. Below each progress bar is a blue button with a white plus sign and the text 'Create Evaluation Request'.

Evaluation ID	Status	Action
Evaluation 1	Completed	Create Evaluation Request
Evaluation 2	Completed	Create Evaluation Request

Hello XXX,

Firstly, I just wanted to say thank you for agreeing to write me a letter of recommendation. Over the course of my shadowing experience, I have had such an eye-opening experience learning about the path of a PA. You have been such a great mentor to me throughout my undergraduate journey, and I know I would be an entirely different person without the experiences shadowing with you at XXXX. I appreciate everything you have taught me, and I hope that one day I can be just as great of a PA that you are .

I wanted to send this email to just provide some information so that you will be able to write me a letter of recommendation. The application opened today, and you will be receiving a request to insert the letter of recommendation into the application, as it can only be done by the letter of recommendation writer. This request will be sent as an email in your inbox. Please let me know if you can see this email from them to make sure that you have access to the evaluation request. Since PA school admits students on a rolling basis, the earlier my application gets sent in, the better my chances are of getting in. As a result, I am aiming to have my application, including my letters of recommendation, submitted by May XXth.

Please let me know if you have any questions throughout this process. If you need anything other information from me or have any other questions, please let me know.

Thank you,

Katelyn Haber

Evaluations/Letters of Rec

Before requesting a LOR:

- Ask your evaluator if they would be able to write you a GOOD LOR
- Make sure you have their email and other contact information
- Let them know where the link will come from:
caspainfo@caspaonline.org
- Know that different schools may **require different LOR writers**:
 - Science Professor
 - PA
 - MD/DO
 - Supervisors
- Make sure your LOR have a good grasp on who you are. Besides writing a LOR, they will be filling out a survey on you as well

LOR Rating Section

It's a five-point scale from 1-5, described as Superior-Excellent-Good-Average-Below Average and Not Observed.

The categories being evaluated are:

- Intellectual Ability
- Oral Communication Skills
- Emotional Maturity
- Adaptability
- Team Skills
- Dependability
- Conflict Resolution
- Interpersonal Skills
- Awareness of Limitations
- Reaction to Criticism
- Patient Interaction
- Overall



Experiences

- 1. Extracurricular Activities:** academic clubs, competitive teams, unpaid internships
- 2. Healthcare Experience:** delivering pt food, clerical work, cleaning rooms
- 3. Patient Care Experience:** CNA, MA, EMT, RN, etc.
- 4. Non-Healthcare Employment:** restaurant and retail jobs
- 5. Research:** research tech, summer research jobs
- 6. Teaching Experience:** teaching assistant, tutors
- 7. Non-Healthcare Volunteer/ Community Enrichment:** fundraisers, blood drives
- 8. Leadership:** in clubs, sororities, frats, etc.
- 9. Shadowing:** observing professionals at work

Entering in Experiences

What you will need to add in:

- Type of experience
- Name of organization
- Where you participated
- Supervisor information
- Start/end date
- Status of activity
- Title of role
- Average hours/weeks/total hours
- Description of responsibilities

Experience Type

* What type of experience do you want to add?

Organization

* Name

Address

Address 2

City

* Country

Zip Code


* State/Province

Experience Dates

- For current experiences, you do not need to put an end date, just click that it is still current
- Status:
 - Full time
 - Part time
 - Temporary
 - Per diem
- You cannot delete experiences after application is submitted. However, you can add.

Experience Dates


* Start Date

 MM/DD/YYYY


* Current Experience

Yes No

* End Date

 MM/DD/YYYY

* Status



Experience Details

- This is where you break your experiences down to see your **total hour count** .
- CASPA will automatically calculate it based off of **average weekly hours x number of weeks**
 - Do not enter in total hours directly
 - Start date
 - End date/Current
 - Average hours a week

Experience Details

* Title

* Type of Recognition

Compensated

Received Academic Credit

Volunteer

* Average Weekly Hours

x

* Number of Weeks

=

* Total Hours

Experience Details

**Example: I worked 2,200 total hours
over the course of 3 years**

___ x 3(52) = 2,200

○ Roughly 14 hours a week

**Example: I worked 2,000 hours total but
want to show that I worked consistently
25 hours a week while in school**

2000 hours / 25 hours/week = 85 hours

Experience Details

* Title

* Type of Recognition

Compensated

Received Academic Credit

Volunteer

* Average Weekly Hours

x

* Number of Weeks

=

* Total Hours

Experience Descriptions

For each experience you write about, you will have 600 characters to highlight what you did in your role, how you took on responsibility, and how it impacted you and your future as a PA. These are important!!

- Think **IMPACT** , try not to list. Admissions already know what you do as a CNA, so try to show where you are different and add value
- Show **transferable skills** , such as teamwork, leadership, time management, and good communication
- Use **strong action verbs** , like “advocated” “educated” “assessed”

Bad Experience Description

Worked as a medical assistant in a dermatology clinic. Helped doctors with procedures and saw a lot of patients. Learned a lot about healthcare and teamwork. Responsible for patient care, cleaning rooms, and assisting with tasks as needed. This experience helped prepare me for PA school because I learned communication skills and gained exposure to medicine.

TOO VAGUE! :(

Reads like a resume

Shows no growth and no impact

Everyone could write this

Example PCE Experience

As a PCA on an intermediate/intensive care unit, I provide patient care alongside a team of nurses, physicians, RTs, and more. We treat a range of illnesses, such as sepsis, strokes, and multi-organ failure. My duties include **patient mobility**, **performing intermittent catheterizations**, **dressing changes**, and **aiding with ADLs**. I serve as a **preceptor** for new PCAs and a **chair on the Unit Practice Council**, **educating** new staff while still providing care. I have gained skills, such as **therapeutic communication**, **time management**, **maintaining sterile fields**, and **performing ultrasound bladder scans**.



Example Non-PCE Experience

Kids Count is a non-profit organization providing **free tutoring services** to elementary schoolers, helping to raise the comprehension level of Alachua County. As a tutor, I assisted in **learning literacy**, writing, and spelling through lesson plans and practice exercises. I **encouraged student empowerment through positive reinforcement and promoting questions**. This involvement taught me valuable skills for PA school, such as patience, as each kid I worked with had different learning paces. Tutoring gave me the **skill of adaptability** as I created new approaches to **address each child's needs**.



Example Shadowing Experience

As s a shadow in the UF Orthopedics and Sports Medicine Institute clinic, I observed the PA in post-operative patient visits for procedures, such as **ACL reconstructions and shoulder arthroscopies**. I watched as the PA **interpreted diagnostic tests**, performed physical examinations, and ordered prescriptions for patients. In the operating room, I observed the PA **prepare patellar tendon and quadricep tendon grafts from autografts and allografts**. I also watched as the PA held retractors, sutured wounds, and splinted joints after surgery and learned terminology in the orthopedic field.




Achievements

What you can add in this section:

- Awards (Dean's list, membership in honor societies, medals)
- Publications (in media, journals, etc.)
- Scholarships (academic, athletic)

Achievement Details


* Type

Select Achievement Type 

* Name

Name of Presenting Organization

Issued Date

 MM/DD/YYYY

Brief description

0 word 0/600

Example Achievements

“The Bright Futures Scholarship is a scholarship program that rewards high achieving high school students with financial assistance. I received the Florida Academic Scholars Award, which is the most prestigious Bright Futures Scholarship. To qualify for this scholarship, I exceeded many requirements, such as that for GPA, standardized testing, and community service hours. I continued meeting GPA requirements and held this scholarship throughout my four years of undergraduate education.”

“I was awarded the President's Honor Roll after completion of my Fall 2022 semester for achieving a 4.0 GPA with 16 credits of graded academic course work.”

Licenses and Certifications

What you can add in this section:

- CNA
- CCMA
- EMT
- EKG
- BLS/ACLS

Even though CASPA does not verify these, some schools may require proof of license in supplementals

* Type

* Title

* Organization Name

Number

Issued Date

Valid Until

Brief Description

Chat


Memberships

What you can add in this section:

- Professional organizations
 - American Association of Physician Assistants (AAPA)
 - Florida Association of Physician Assistants (FAPA)
- Do not add student org memberships here

Memberships

* Membership Type

Professional Membership 

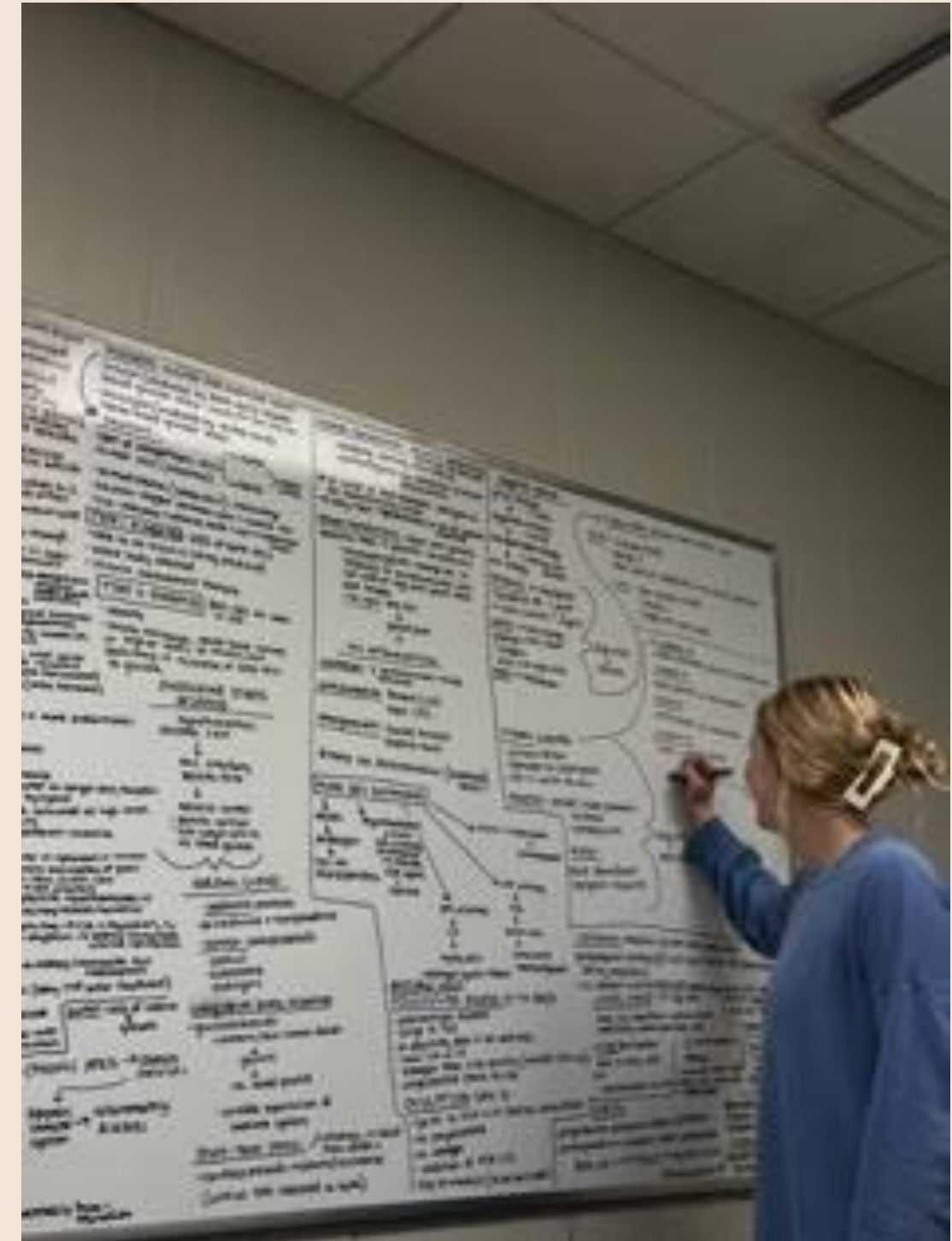
* Name of Organization/Group

* Briefly describe your role or Contribution to the group

0 word 0/4000

Membership Example

“As a member of this organization, I continue to keep myself educated on information and updates related to the PA profession. In addition, I advocate for the AAPA through my involvements with organizations on my campus. Finally, I have recommended that my peers and mentees join the organization.”



Personal Statement

In your own words, write a brief statement expressing your motivation or desire to become a physician assistant. Keep your statement general as it is shared with all programs you apply to. Your essay cannot exceed 5,000 characters. Visit the [Applicant Help Center](#) for more information.

Once you submit your application, you cannot edit this section.

* Indicates required field

Personal Statement

* Please explain why you are interested in being a PA.

0 word

0/5000

Life Experiences Essay

Life Experiences

- * Explain how your life experiences could help advance the goal of having healthcare providers who can empathize with the patient communities they serve.

This question provides an opportunity to describe impactful life experiences, especially challenges or hardships that may not be easily presented in other parts of the application. The experiences described can be from any point in your timeline and do not need to be directly related to the field of medicine or health care.

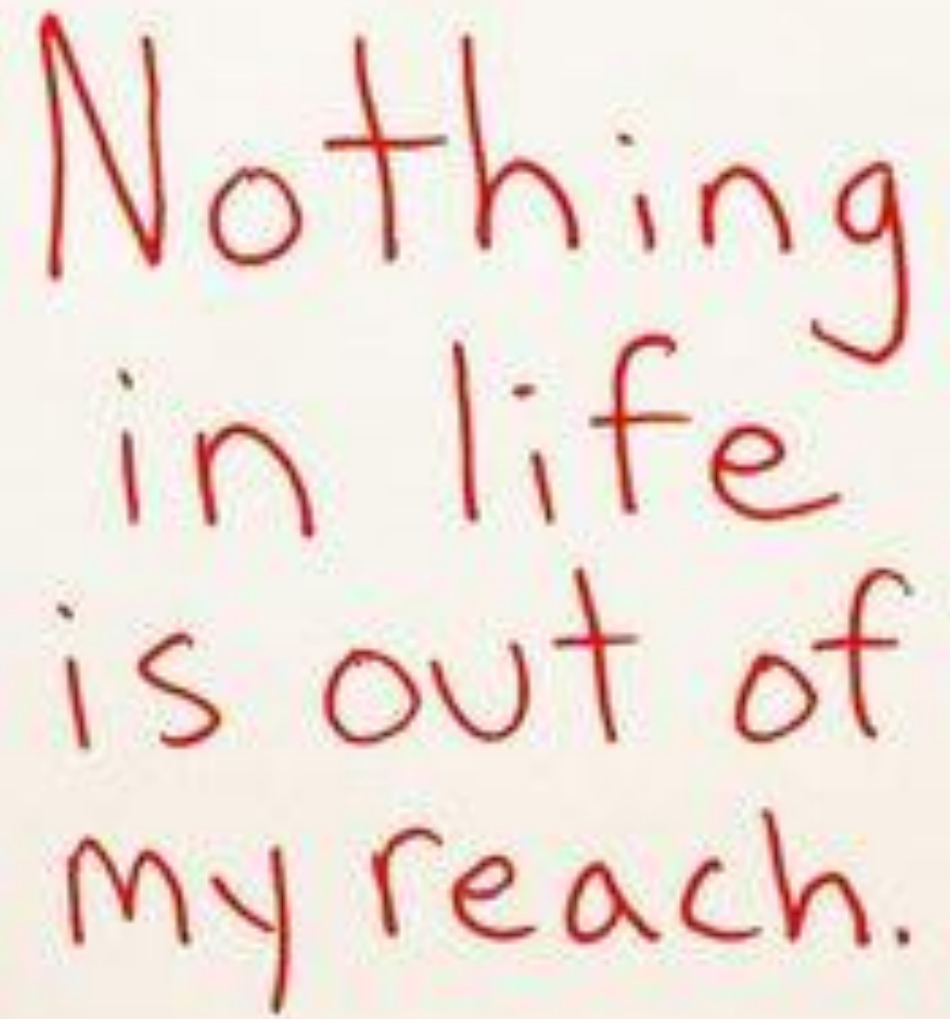
0 word

0/2500

Life Experiences Essay


Ideas of prompts:

- Overcoming a medical condition
- Career transition
- Immigration
- Economic challenges
- Rural upbringing
- Athletics
- Community service involvement



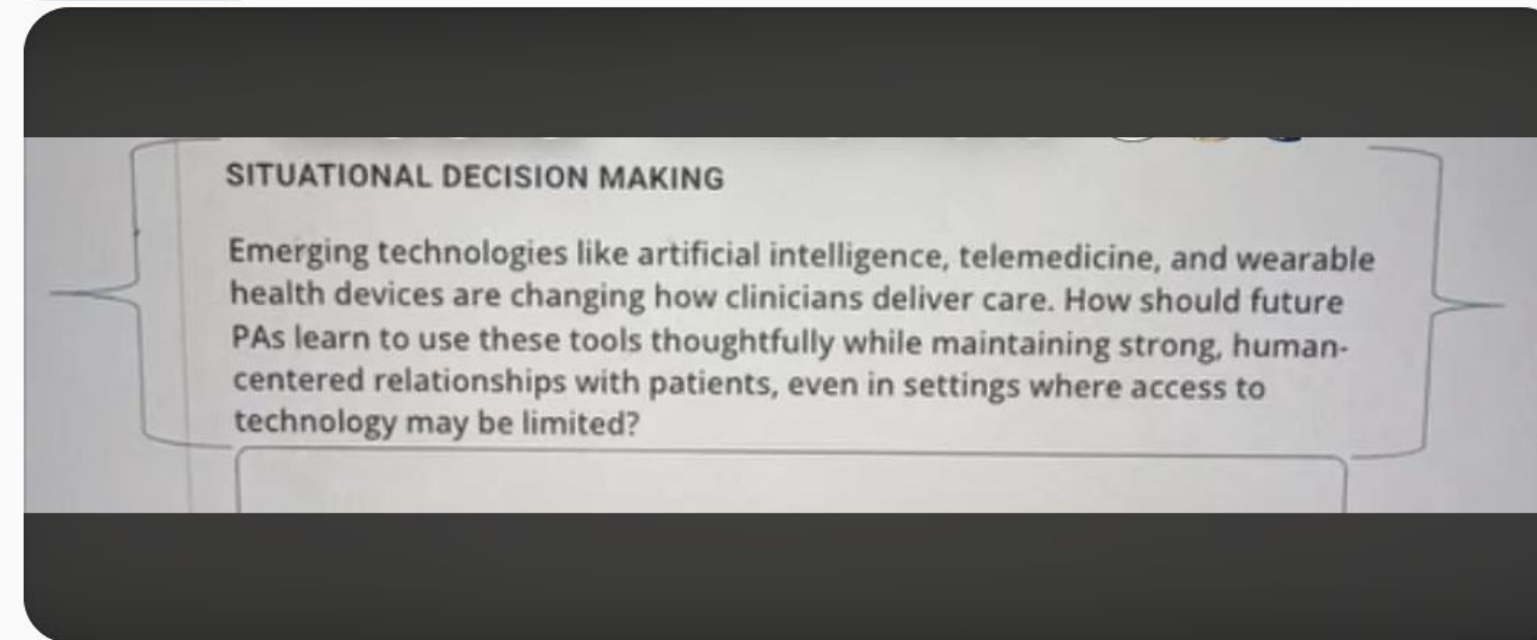
Nothing
in life
is out of
my reach.

New CASPA Essay

←  **r/prephysicianassistant** · 10d ago
NeckJolly3975

FYI! New essay prompt

CASPA Help



Hey guys! I just saw a video that mentioned CASPA is removing the COVID essay, and replacing it with this essay focused on AI in medicine. Just a heads up for those applying this coming cycle. I saw this as I was brainstorming ideas for my COVID essay haha.

The prompt is "Emerging technologies like artificial intelligence, telemedicine, and wearable health devices are changing how clinicians deliver care. How should future PAs learn to use these tools thoughtfully while maintaining strong, human-centered relationships with patients, even in settings where access to technology may be limited?"

Supplementals

Tips:

- Research the school:
 - Mission statement/values
 - Social media/website
 - Special tracks/rotation sites
- Be concise and direct
 - This is NOT your PS (they've already seen that)
 - Answer the question directly
- Timing matters:
 - Turn supplementals around within 1-2 weeks if possible
 - Some schools won't review your application until supplementals are complete
- Fees:
 - Supplementals will cost fees (around \$25-\$100 per school), so budget accordingly

Mission, Vision, and Values

The mission of the School of Physician Assistant Studies is to educate students to become physician assistants who will serve the people of Florida and the nation as part of a multidisciplinary healthcare team in an ever-changing healthcare environment.

Vision

The School of Physician Assistant Studies will continue to be recognized as a leader in the education of physician assistants.

Values

- **Excellence** — in patient care and education, through the use of the latest technology, evidence-based practices, and lifelong learning
- **Integrity** — ethical, fairness, honesty, accountability
- **Humanism** — recognizing and respecting each person
- **Compassion** — to all people, through empathy and self-reflection
- **Service** — to our profession, College, University, community, and nation

Supplementals on Academic Weakness

“Please explain areas of difficulty you have experienced in your academic performance and describe how you have corrected any weaknesses.”

Tips:

- Be honest, but brief
 - Do NOT make excuses, that isn't the point
- Take responsibility and show that you recognize your role in the issue
 - Keep a positive tone and connect it to readiness to engage in difficult curriculum
- Emphasize growth and how you've improved
 - Improved time management
 - Changed study tactics/ utilized resources
 - Sought out tutoring or other support
 - Try to show an upward trend

Helpful Tips

- Apply early– the earlier you apply the better shot you have
- Give LOR writers 4-6 weeks of notice (and give them a date earlier than you want to submit)
- Specificity in descriptions (show your responsibility in your roles)
- Demonstrate PA scope understanding
- Utilize every word/prompt in your application
- Use academic explanation section if you feel it will help
- Ensure you have a good idea of the schools values and what they offer that interests you

Submitting Your Application

- An application can be submitted before receipt of transcripts, evaluations, and GRE score, however, it will not be reviewed until all documents are received.
- Your application will be labeled “complete” when all transcripts are received, at least 2 LOR are completed, application fee was marked as received, and program status says complete
- Verifications take on average, 2 weeks to complete (mine took only a couple of days), so be aware of that with deadlines

Any Questions?
PA School, Application Process, UF,
etc.

Number: (727)-637-1510

Email: khaberi@ufl.edu